

DOUBLE ONE-WAY PULLEY CONVERSION

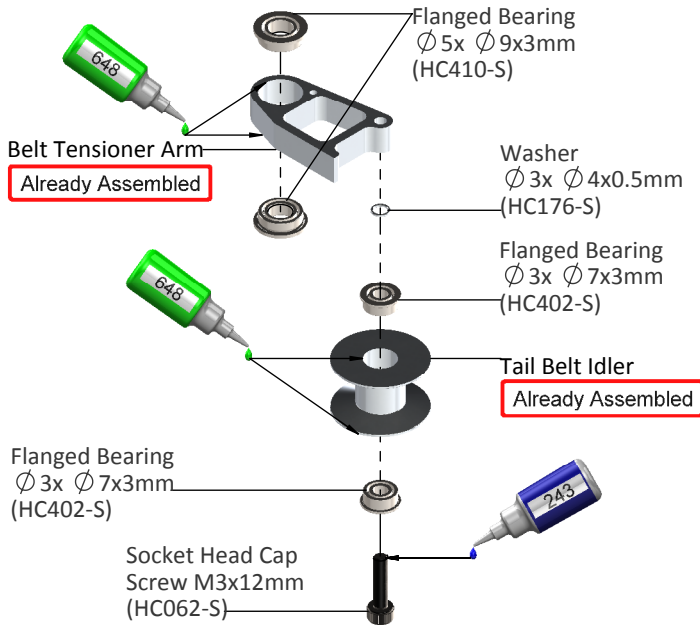
[H0730-S]

WWW.SABITALY.IT
WWW.GOBLIN-HELICOPTER.COM




Please read this user manual carefully, it contains instructions for the correct assembly of the KIT.
Please refer to the website www.goblin-helicopter.com for updates and other important information. Thanks You.


1. Belt Tensioner.



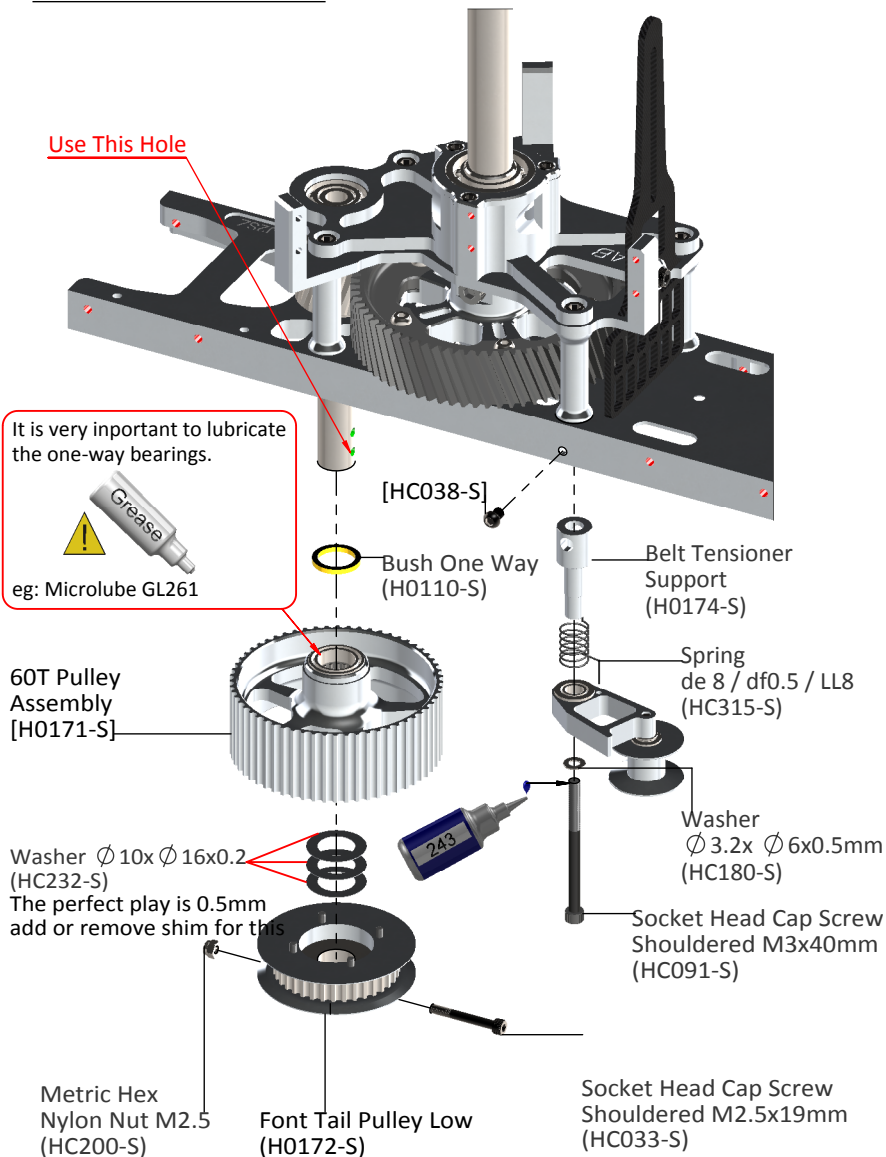
Standard solution view:



Double one-way solution view:

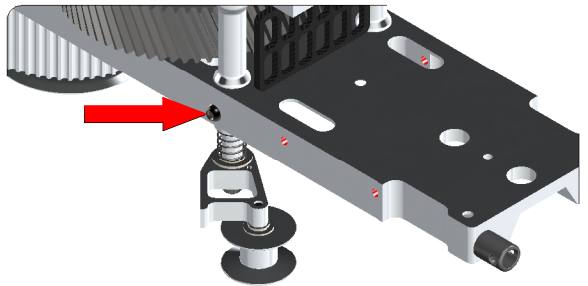


2. Assembly on the KIT.

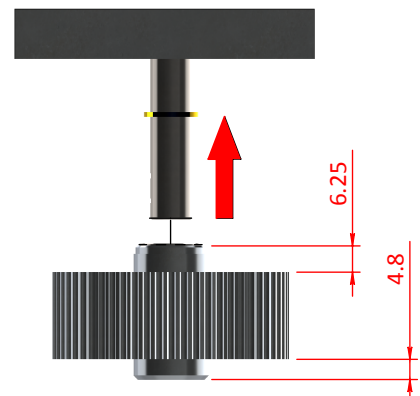


Note:

Position without preload. Insert the screw in the hole through the aluminum support as in the picture.



Note: Correct insertion of the one-way pulley.



3. Spare Part.

H0171-S	One Way Double Bearing
H0172-S	Font Tail Pulley Low
H0174-S	Belt Tensioner Support
HC033-S	Socket Head Cap Shouldered M2.5x19mm
HC091-S	Socket Head Cap Shouldered M3x40mm
HC200-S	Metric Hex Nylon Nut M2.5
HC232-S	Shim $\varnothing 10 \times \varnothing 16 \times 0.2$ mm