

QUICK BATTERY CONNECTOR RELEASE [H0551-S]

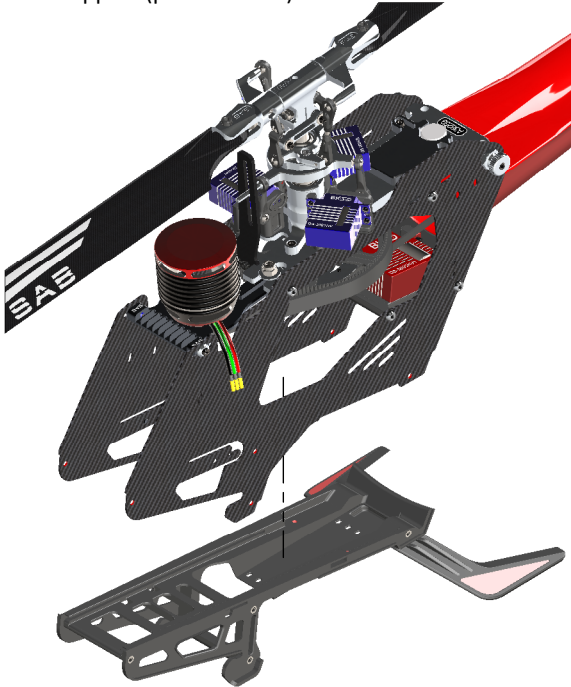


H0551_Rev01

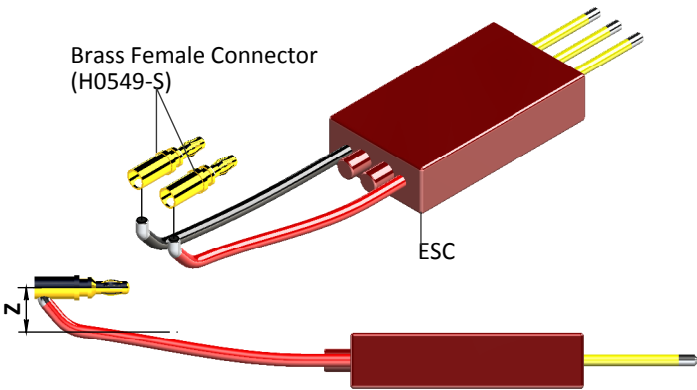


Code	Name	Quantity	Code	Name	Quantity
H0255	Finishing Washer M2.5	2	HC031	Socket Head Cap Screw M2.5x15mm	2
H0549	Brass Female Connector	6	HC032	Socket Head Cap Screw M2.5x18mm	2
H0550	Brass Male Connector	4	HC125	Flat Head Cap Screw M2.5x8mm	6
H0551	Plastic Male Battery Connector Case	2	HC200	Metrix Hex Nylon Nut M2.5	4
H0552	Plastic Female ESC Connector Case A	2	HA035	Double Side Tape 1mm	3
H0553	Plastic Female ESC Connector Case B	2	HA036	Battery Strap	3
H0567	Carbon Fiber Battery Tray	3	HA113	400mm Charger Cable	1

Before installation, we recommend removing the lower support (part # H0529).

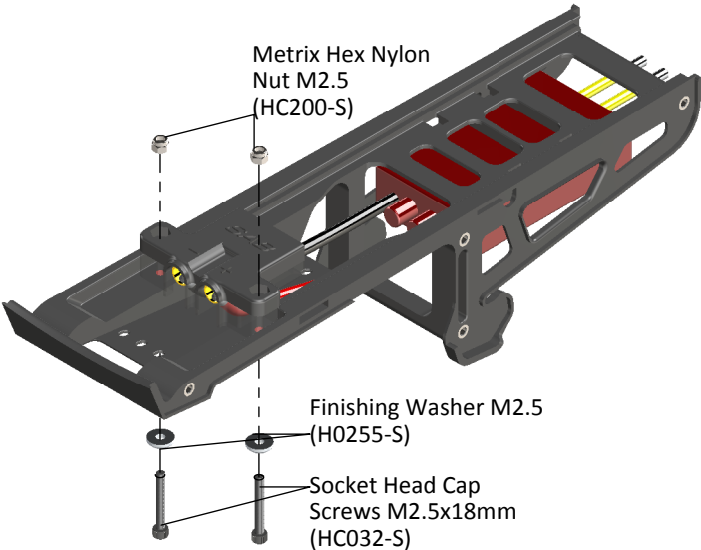
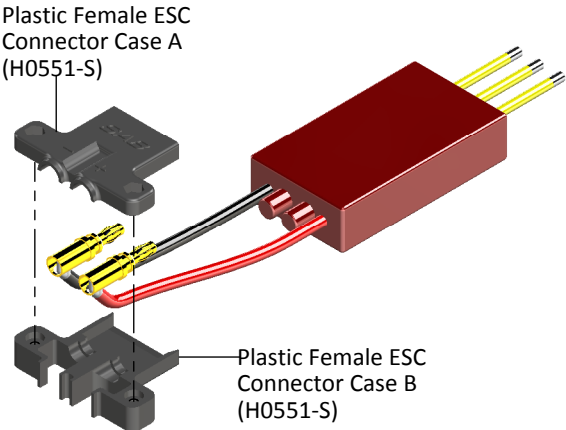


ESC preparation: We recommend the battery wire length to be approximately 100 mm.

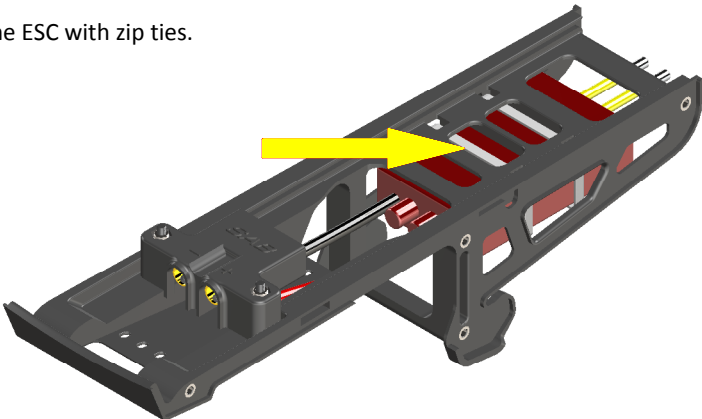


Solder the two bullet connectors (H0549) as shown. Try to solder the wires with the least amount of vertical dimension (Z).


Install the bullet connectors and assemble the plastic housing.



Mount the ESC with zip ties.



The correct use of the Zip-Ties.



Solder the bullet connectors to the battery.

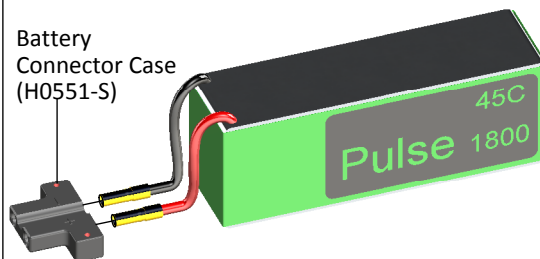


Prepare the battery wires as shown.
Wires suggested length: 60-70mm.

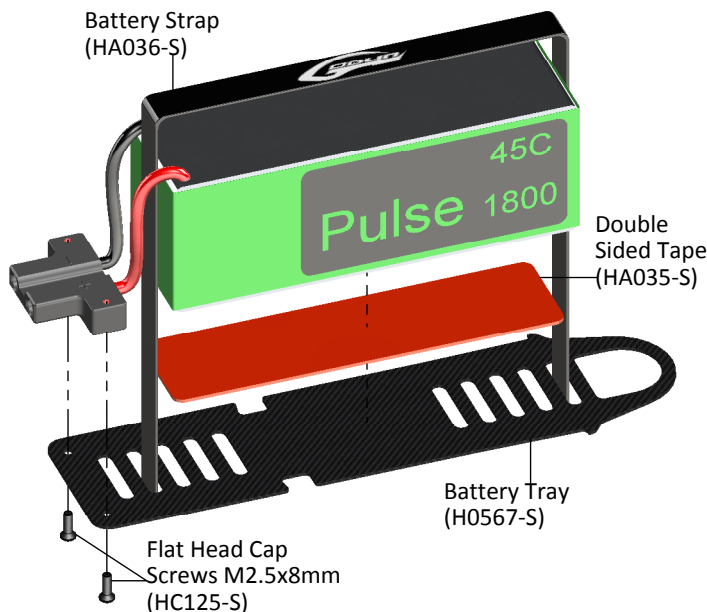
Female
Connector
(H0549-S)

Insert the bullet connectors in the plastic housing,
you can apply a little heat to the plastic to facilitate
the insertion.

Battery
Connector Case
(H0551-S)

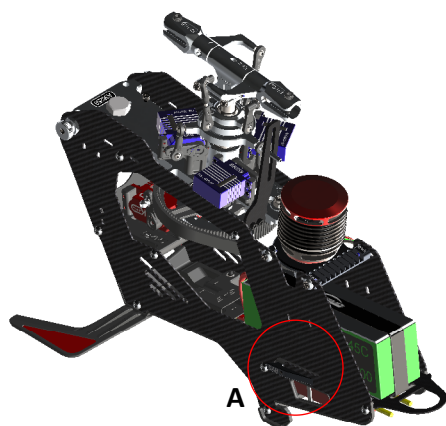
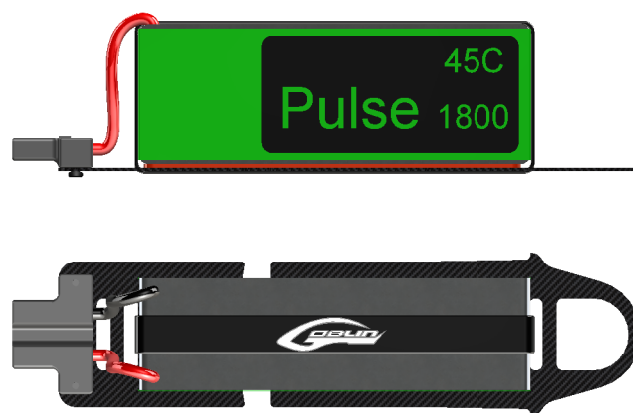


Battery Strap
(HA036-S)




Mount the battery to the tray using double sided tape
and the long Velcro straps included.

Make sure to locate the best position of the battery for
the optimum center of gravity.



BATTERY BLOCK



DETAIL A

To insert the battery, simply align the tray in the slots and slide it all the way until it locks in place.
To remove the battery, simply lift up on the locking lever and pull. (Look the detail A).

IMPORTANT:

The battery tray must be inside the slots on both sides!
MAKE SURE THE BATTERY IS LOCKED IN PLACE BEFORE FLIGHT.
CHECK VERY WELL THE BATTERY BLOCK AND THEN TRY TO PULL OUT THE TRAY.

[H0552-S]



- 2 x Brass Female Connector [H0549-S].
- 1 x Battery Connector Case [H0551-S].
- 1 x Battery Tray [H0567-S].
- 2 x Flat Head Cap M2.5x8 [HC125-S].
- 2 x Double Side Tape 1mm [HA035-S].
- 1 x Battery Strap [HA036-S].

[H0553-S]



- 2 x Brass Male Connector [H0550-S].
- 1 x Battery Connector Case [H0551-S].
- 1 x ESC Connector Case A [H0552-S].
- 1 x ESC Connector Case B [H0553-S].
- 2 x Flat Head Cap M2.5x8 [HC125-S].
- 2 x Socket Head Cap Screws M2.5x18mm [HC032-S].