







GOBLIN 420

ACCESSORIES AND UPGRADE



| | | |
|--|--|---|
|  | CARRY BAG 380 [HM056] | Allows for safe transport and protects from minor bumps and scratches. |
|  | TRANSMITTER CASE [HM055] | Allows for safe transport and protects from bumps and scratches. |
|  | TOOL KIT, 1.5-2-2.5-3 + TOOL CASE [HM054] | The new tools are available in 1.5, 2, 2.5 and 3mm sizes. |
|  | GOBLIN 380 WALL STAND [HM057] | For hanging on the wall your Goblin 380. |
|  | SWASH LEVELER [H0584-S] | Use for setting Zero Pitch for the Goblin 380. Easy to use with out the need of remove Head system. |
|  | QUICK BATTERY CONNECT KIT [H0551-S] | Expedites the installation and removal of the battery. Includes 3-battery trays with connectors, main connector and charging connector with wire. |
|  | MAGNETIC QUICK CANOPY RELEASE [H0562-S] | Expedites the installation and removal of the canopy. |
|  | SAB SERVO ARMS [HA052-S] | Strong arms with very little flex for better servo control. |
|  | MOTOR MOUNT WITH FINS [H0574-S] | Increases motor cooling. |
|  | ALUMINUM SERVO SUPPORT [H0521-S] | Increases the stiffness of the cyclic servos support. |
|  | ALUMINUM ONE-WAY PULLEY [H0571-S] | |

ACCESSORIES

UPGRADES